

NOTT ENGAGEMENT

Path to leadership

3 main steps

The Welcoming, Home School and National Outing Training Trip are three parts of the training course for new leaders. All parts have been thought out to give leaders the best all-around training to be a leader while giving room to you as a chair to show the nuances of your individual sub-committee. Below is the information new trainees are evaluated and reflected in their Individual Development Plan (IDP).



Application and welcome interview



Home school online learning




Field training

Application and welcome interview

Application

Having new leaders is dependent on current leaders.
Encourage trip leaders to inform you the chair or your training officer about new potential leaders.
Training officers send the potential leader the link to the application and keep track of their name.



Welcome interview


The welcome interview team reaches out to the potential leader to determine their level of interest.
At this time, we start to determine where the person might want to lead.

HOME SCHOOL ONLINE LEARNING WITH CAMPFIRE



Self-Evaluation

To get potential leaders' thoughts on characteristics of the outdoor leadership role



Trip title, Copy and Itinerary

Learning how to create necessary parts of a trip



Safety management plan

Safety planning is essential to a smooth trip.



Conservation and Brochure

Highlighting conservation on the trip and in the brochure



Trip Submission System

Teaching the ins and outs of TSS




Welcome and Participant interviews

How to talk to participants is key to running a good trip



Food Planning

Giving new leaders skills in this new area is important.



Leader of the Day Planning

To help the leader prepare for what the training trip will be asking of them



Post trip work

After the fun is done paper work need to be completed

Field Training Trip

6 day of base camp to teach skills

Scenarios

- Multi-Participant Verbal Conflict
- Nervous Participant
- Lost Hiker
- Challenging Participants
- Mental capability question
- Medical Emergency
- Use of Inreach and Satphone
- Group Spread
- Considerations for finding and establishing a campsite
- Welcoming and orientation/trailhead talk
- Attributes of a good leader

Discussions

- Changes to the trip discussion (case 1 - forest fire)"
- Changes to the trip discussion (case 2 - stream crossing)"
- Changes to the trip discussion (case 3 - leader injury)"
- Conservation Resources
- How to get information about your trip destination
- Talks at the end of the trip
- Participant Interview Challenges
- Embracing differences/ Equity
- Dietary Restrictions and Preferences
- Attributes of a good leader
- Life after NOTT

Technical Skills

- Stoves
- Kitchen setup and sanitization
- Bear cans and hang
- Tarp setup
- Stream crossing
- Intro to Route finding (map reading, compass usage)

Demos/ Trainee Implementation

- Welcoming and trailhead talks
- Conservation talk
- Finding/establishing a campsite
- Safety, SMP first aid kit
- Dividing loads and Bear cans
- Leave no trace/pooping in the woods

New leaders start and end with you

All of you have come into this program and made it what it is today. We need more people, and it all starts with your trips. How we recruit is not by email nor by letter, it is through the experiences we are taking people on. Then they see what they can do and want to join.



SIERRA CLUB
OUTINGS